



Thunderbird NEWS

MARCH 2014 VOLUME 16, #3

4000 MONSERRATE ST. CORAL GABLES, FL 33146 Proud Organizer of the Tropical Park Car Show & the Florida's 300 Mile Rally

Classic Thunderbird Club Information on Trip to

Mount Dora FLORIDA



HOW
HIALEAH PLATING
DOES THEIR WORK



2014
CTCI INTERNATIONAL
CONVENTION

JULY 1ST TO 6TH . SPRINGFIELD, MO.



Restoring American History

NPD[®]
NATIONAL PARTS DEPOT



- **Huge Inventory**
- **1-3 Day Delivery**
- **24-Hour Order Lines**
- **Show Winning Quality**

FREE Color Catalog
Call 24 Hours
352-387-0021
SHOP ON-LINE

www.nationalpartsdepot.com



Three Convenient Locations

FLORIDA

800-874-7595

Local 352-861-8700

Ocala, 900 SW 38th Ave.

MICHIGAN

800-521-6104

Local 734-397-4569

Canton, 2435 S. Haggerty Rd.

N.CAROLINA

800-368-6451

Local 704-331-0900

Charlotte, 7000 MacFarlane Blvd.



Thunderbird
news

MARCH 2014 VOLUME 16, #3

editor's REPORT



March 12-16 will be RM Auction. We will need drivers for the auction which will help our club to get \$3,000.00 or \$4,000.00. We use that money for our parties, BBQ, Holiday Party, Drive out, etc.

WE NEED YOU!

On April 1st we will drive to Mt Dora and will come back on the 3rd. For more information look inside the article by Daisy Hernandez.



2014 CTCI INTERNATIONAL CONVENTION

JULY 1ST TO 6TH
SPRINGFIELD, MO.

Don't miss this opportunity to see over 200 Classic Thunderbirds on display. Our Club is participating.

I will be flying non-stop Miami-St Louis on American Airlines and will subsequently be renting a large car for the 3 1/2 hour drive. If anyone is taking that flight and is interested in driving with me, please call me at 786-554-5200.

There are already 8 couples that have signed on.

Go to the CTCI website:

www://ctci.org for more information

You have to be a member of the CTCI!

Felipe Cos

CLASSIC THUNDERBIRD CLUB OF SOUTH FLORIDA CTC CHAPTER #114 MARCH 2014 VOLUME 16 NO.3

We will have our next monthly meeting on March 5th at 7.00 p.m. in Miami Lakes at the Trattoria Pampered.

Look for his ad for address and phone.

BOARD

Ed Raabe President
954 383 8111
eraabe@bellsouth.net

Poppy Madden Secretary
954 566 0000
wuzfuz7@aol.com

Gary Stump 1st Vice President
786 525 5170
grytbird@aol.com

Felipe Cos Treasurer
786 554 5200
fio4000@aol.com

Daisy Hernandez 2nd Vice President
305 613 6775
hrn3120@bellsouth.com

Peter Klein Past President
305 376 8578
pcklein@bellsouth.net

DIRECTORS

George Bishopric 954 761 1438
georgemia@mac.com

Mike McNeal 954 786 8571
tamcneal137@aol.com

Connie Danluck 305 206 9053
conico@bellsouth.net

Leo Saladino 954 456 4887
leolasharue@aol.com

Norm Gabe 305 895 3453
norm@environmentalcontrol.com

Bob Toney 305 592 9782
jtoney49@aol.com

Ed Brown 954 931 4542
doubleliz@aol.com

Oscar Castro 305 467 8196
oscar@midsenet.com

Felix Hernandez 305 613 6775
hrn3120@bellsouth.com

Ernie Saladino 954 559 0068
salamoney1317@gmail.com

Paul Cotner 305 323 6692
pacersw@yahoo.com

Grace Vazquez 305 979 1065
41buickspecial@gmail.com



George Bishopric Newsletter proofreading

4000 Monserrate St. Coral Gables, FL 33146

Phone 305 661-5170 Fax 305 661-5180 E-mail: fio4000@aol.com

www.thunderbirdclub.us

PAST PRESIDENTS

Felipe Cos 1999

Ken Lemming 2000

Felix Hernandez 2001

Norm Gabe 2002

Andre Fournier 2003-4

Connie Danluck 2005

Ed Brown 2006-07

Connie Danluck 2008

Ed Brown 2009

Daisy Hernandez 2010-2011

Peter Klein 2012-2013

This Newsletter may have some misspellings and mistakes, but it is written with my heart.

I could write it without errors in Spanish, but only a handful of you would be able to read it.

Please help me to make it even better.

Felipe Cos Founder & Editor

George Bishopric - Proofing

Photos by Felipe Cos

Thunderbird
news

MARCH 2014 VOLUME 16, #3

THUNDERBIRD INFORMATION SUPER HIGHWAY:

Take note that we have changed our web page name, it is now **WWW.THUNDERBIRDCLUB.US** to get there don't look at it with a search engine, look at it only with www.Thunderbirdclub.us

Our Club's web page: _____ www.thunderbirdclub.us
 2005 Thunderbird: _____ www.fordautomobiles.com
 Ford racing: _____ www.fordacing.com
 Speedvision: _____ www.speedvision.com
 CTCI's Home Page: _____ www.ctci.org
 Daytona's Turkey run: _____ www.carshows.org
 Metroplex EarlyBirds: _____ www.geocities.com
 Arizona Classic T-Bird Club: _____ classic-thunderbird.org
 Santa Clara Valley T-Birds: _____ www.tbird.org/scvt
 Sierra Nevada Classic T-Bird: _____ www.tbird.org/snctb
 Connecticut Area Classic T-Bird: _____ www.tbirdsofconn.com
 Chicagoland Thunderbirds: _____ www.thunderbirds.org
 Potomac Classic T-bird: _____ www.hydratech.com
 Old Cars _____ www.greatoldcars.com
 Classic T-Bird Club of Chicagoland _____ www.ctcc9.com

Annual rates for advertising in the newsletter

FULL PAGE _____	\$675.00
1/2 PAGE _____	\$375.00
1/4 PAGE _____	\$250.00
CARD SIZE (NON MEMBERS) _____	\$150.00
CARD SIZE (MEMBERS) _____	\$125.00

HAPPY BIRTHDAY FOR MARCH

MAIDA AMARO	2ND
MARCIA CASTRO	3RD
JORGE AMARO	9TH
LARRY GANON	9TH
GUS GREGORY	12TH
RICHARD STANLEN	12TH
AMY BALDOMERO	20TH
YDANIA DIENSTAG	24TH
PATRICIA TROOST	26TH
GRACE VAZQUEZ	28TH
LORRIE GANON	30TH

If your name is missing, it is because you did not give it to us. Please send it now so we can congratulate you.



CTCI NEWS

DUES ARE DUE

\$35.00 MEMBERSHIP ARE DUE, PLEASE SEND YOUR CHECK TO THE CLASSIC THUNDERBIRD CLUB AT
 4000 MONSERRATE ST. CORAL GABLES, FL 33146

INTERNET PAGE

Have you seen our internet page? We need to update it. Does anyone know how to do it? If you can update it call me. Our page is as follow:

THUNDERBIRDCLUB.US

You may have your own individual email, mine is as follow: FCOS@THUNDERBIRDCLUB.US If you want your own just send a note to me. Please follow the previous format in doing so. It is free, no charge. This is another advantage of your club. Any ideas for the page? This page doesn't cost the club a penny for yearly subscriptions, I'm doing it through my business company web.

Please call **Felipe** at (305) 661-5170

NUMBERS TO KEEP

The following are contact numbers and e-mail address you need to have on file:

AACA Ft Lauderdale region-President Ted Plush 954-491-5765

VMCCA Sun Coast Chapter. President David Bobbitt 305 661-1340 bobbitt@comcast.net

Model A Club: Tom Zannis 305 281-9192
 Car show promoter: Russ Gagliano 954-560-5412 merkivr@msn.com

AACA Miami Region President Oscar Castro 305 467-8196 www.aaca.org/southflorida

Car show promoter: Gerry Perez 786 344-4228 gerrycarshow@bellsouth.com

Magic Mustang. Frank Alonso 305 551-6077 fadatec@aol.com

Muscle Stangs of Miami Ayanidys Marante 305 321-0437

Truly great things
tend to improve with age.

World Ford has been part of the
South Florida community for over 40 years...
and we're only getting better.



GUS MACHADO 
OF KENDALL

15551 South Dixie Hwy • KENDALL
US 1 & Southwest 155th Street
305.238.9211

GUS MACHADO 
OF HIALEAH

1200 West 49th Street
Hialeah, Florida 33012
305.822.3211

It's all about the price and the huge selection... and it always has been.

**We Fix it Right
the First Time
and Guarantee
it for LIFE!**

Brany Binker

**ALL WORK RESTORED
TO SHOWROOM
CONDITION!**

From
Minor Dents
To Complete
Collision
Repair

Body & Paint Work
from People
You Know and Trust



FREE ESTIMATES

Two locations to serve you better:

Original Location
3051 SW 38th Court
Miami, FL 33146
305-448-4100

New West Kendall Location
12539 SW 128th Street
Miami, FL 33186
(Near Tamiami Airport)
305-251-5133

A AUTO
TECH

COMPLETE PAINT & BODY SHOP





Robinson Enterprises
1875 N. Leavitt Ave.
Orange city, Fl 32763

Jane Toney
V.P.

407-467-7092
386-775-7796 Fax

Hagerty Insurance is
proud to support the

**Classic Thunderbird
Club of S. Florida**

TOTAL PROTECTION



COLLECTOR CAR INSURANCE
1-800-922-4050 | WWW.HAGERTY.COM

Hialeah plating shop



CHROME

Jose
Hernandez

305-953-4143

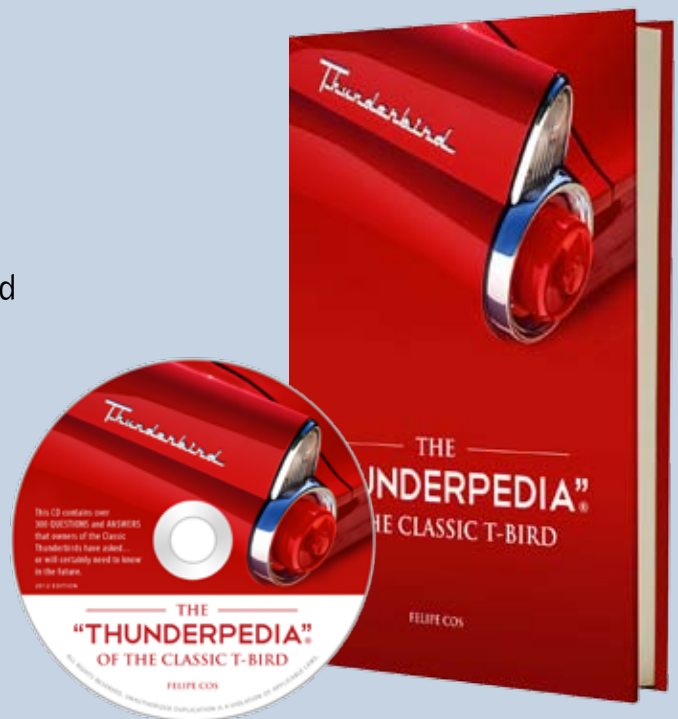
4335 e. 10 ave. Hialeah, FL 33013

NEW BOOK RELEASED

Felipe Cos introduced the "Thunderpedia of the Classic T-Bird" at the Memphis International Convention. It has over 300 questions and answers, 1,000 photos and over 130 pages, all related to how to fix our Classic Thunderbirds. There are no other books similar to this.

Price for Club members is \$25.00,
or order DVD for \$20.00
(postage \$5.00)

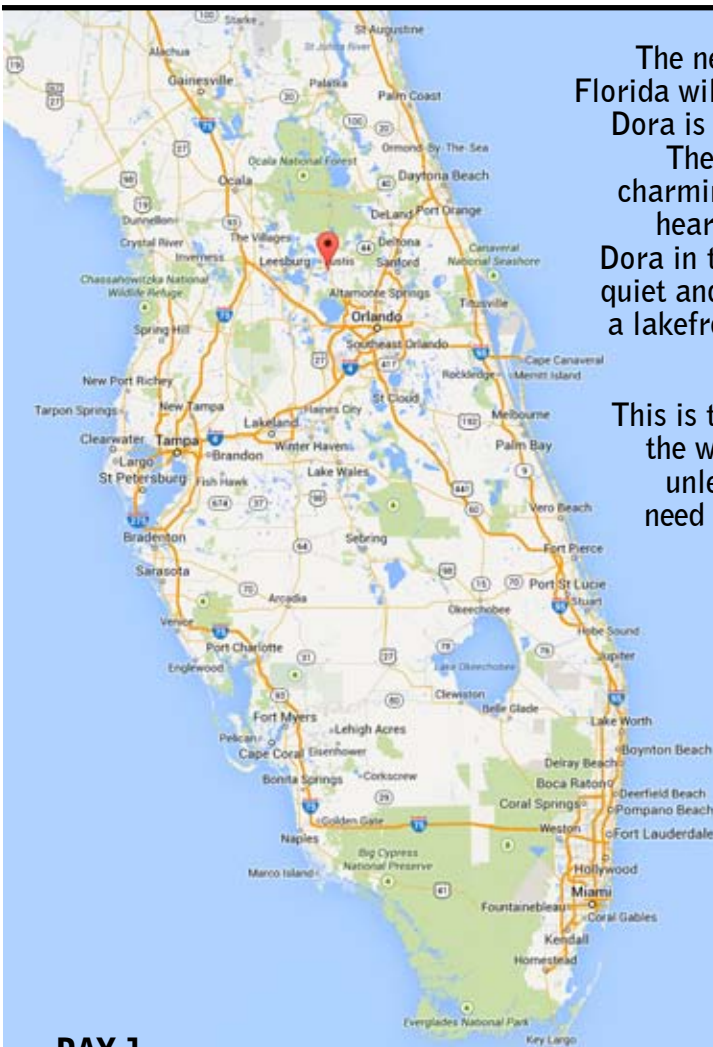
Contact Felipe at
filo4000@aol.com



TIME SENSATIVE

Classic Thunderbird Club Information on Trip to Mt. Dora Florida on April 11th

By Daisy Hernandez



The next outing of the Classic Thunderbird Club of South Florida will be April 11th -13th to Mount Dora, Florida. Mt. Dora is approximately 3.5 hours away from South Florida.

The City of Mount Dora is truly 'someplace special,' a charming, one-hundred plus year old historic village in the heart of Central Florida on the shores of beautiful Lake Dora in the Harris Chain of Lakes! Mount Dora evokes that quiet and comfortable "Southern" charm and hospitality of a lakefront community nestled amongst the gentle hills and orange groves of Central Florida.

This is the itinerary with the events that I have planned for the weekend. I am checking on all the prices but I can't unless I tell them how many people will be attending. I need to know the number of people as they are holding a spot for us!

This is what I have planned for us:



DAY 1

April 11th breakfast together then drive to Mt. Dora. Check in to Lakeside Inn (need number of rooms to get discount) visit: <http://www.lakeside-inn.com> reservation in one of the nice area restaurants (Goblin Market Inn or Pisces Rising)

DAY 2

April 12th breakfast then 10 am visit the Dream Car Museum at 10 am. (\$10.70) visit: <http://www.classicdreamcars.com/THEMUSEUM.html>

2 to 5pm "Taste of our Town Tour" this is a great fun tour (includes dinner and drinks for \$49 pp regular price discount depending on how many going)

they stop at all restaurants and bars guaranteed you will be full !visit: moundoratasteofourtown.com

Evening drinks at Norm's Pallet to listen nice music and relax

DAY 3

April 13th Breakfast
Checkout and free time
return home (unless other plans are made)

Please reply to this e-mail how many people will be attending!



Toney Drilling Supplies, Inc.
*•Environmental Well Supplies •Drill Rigs •Lab Equipment
 •Drilling Tools •Drill Mod •Engineering, Soil and Concrete Equipment*



ROBERT TONEY
President

14060 N.W. 19TH AVE. •MIAMI, FL 33054
 (305) 685-2453 •(800) 432-6193 •FAX (305) 687-5231
 e-mail: www.toneydrilling.com

10% DISCOUNT DURING MAY FOR THUNDERBIRD MEMBERS

EAGLE OVERHAULING, INC
 Serving since 1976
 500 WEST 27th Street
 Hialeah, Florida 33010

MVP94100566
 Auto
 Air Conditioning
 Parts
 Rebuilding
 Compressors
 Evaporators
 And Drivers
 Freeze Distributors




Carlos A. Acosta
 Productions Manager
 (305) 887-7349
 Fax: (305) 884-7762

PROUD PRINTER OF THIS NEWSLETTER



Minuteman Press of Doral
The First & Last Step In Printing

2818 N.W. 79th Avenue
 Miami, Florida 33122
 Tel: 305.477.2817 Fax: 305.594.9177
www.doralprinting.com



RUBEN COOLEN
 AREA MANAGER

9250 N.W. 58 ST.
 MIAMI, FL. 33178
 Tel: (305) 599-2629
 Cell: (786) 256-5225

FOR THE NEAREST NAPA STORE
 1-800-LET-NAPA
NAPAonline.com

Environmental Control, Inc.
 Sunrise Sheet Metal, Inc.
 916 NW 6th Ave
 Fort Lauderdale, FL 33311
www.environmentalcontrol.com



954-764-0232 Broward
 305-895-6696 Dade
 954-764-0966 Fax

Mechanical Contractors Lic # CMC 014588
 General Contractors Lic # CGC 06094
 Professional Engineers Lic # EB 07542

Norm Gabe
 President
norm@environmentalcontrol.com


Providing air quality control wrk for our customers for over 30 years

LEON MEDICAL CENTERS 305.642.1662



MEDICARE

MIAMI • BIRD ROAD • WESTCHESTER
 EAST HIALEAH • WEST HIALEAH



Drive Through Time with Peace of Mind

Proud to Support the Classic Thunderbird Club of South Florida

J.C. Taylor
 Antique Automobile Insurance Agency
 1-888-ANTIQU (1-888-268-4783)
www.jctaylor.com

Thunderbird Specialists
CASCO
 SINCE 1968

REPRODUCING & MANUFACTURING PARTS FOR
 1955-1957 THUNDERBIRDS SINCE 1969

Most orders shipped same day! Call for a free catalog

CLASSIC AUTO SUPPLY
 795 HIGH STREET, COSHOCTON, OH 43812
 orders 800-374-0914 . tech help 740-622-9700
www.classicbird.com

HAGERTY IS PROUD TO SUPPORT
THE CLASSIC THUNDERBIRD CLUB OF SOUTH FLORIDA

GIVE US A CALL AT 800-922-4050 OR
 LOG ON TO WWW.HAGERTY.COM

INSURANCE • ROADSIDE ASSISTANCE • HOBBY RESOURCES

TRATTORIA PAMPERED CHEF
 Classic Italian Cuisine

"Very Good" MIAMI HERALD
 "A SOLID HIT" TRAVEL HOLIDAY,
 GOOD VALUE DINING GUIDE

Catering • Parties • All Occasions
 GABRIEL NASH



7347 MIAMI LAKES DRIVE
 MIAMI LAKES, FL 33014

TEL: (305) 825-8919
 CELL: (786) 210-3539
 FAX: (305) 825-8918



CHROMED PHOTOS OF HOW HIALEAH PLATING DOES THEIR WORK

BUMPER ALREADY CHROMED



CALL JOSE HERNANDEZ FOR A
15% DISCOUNT

AT 786-479-0779

The process to Chrome a metal takes several steps, first they are introduced in a detergent solution to clean all the grease.

Second it is introduced in an acid tank

Third it is stain with cooper

Fourth it is chromed

Fifth it is polished

If you desire a lower price the cooper step is not done, if they applied the cooper it is as they called triple plated

CHECK THEIR AD IN OUR NEWSLETTER



POLISHING THE PARTS

CHROMING PROCESS




OUT OF THE CHROMING



CLEANING THE CHROME



POLISHING



PLATING



The Perfect Finish

20% OFF
WITH THIS ADD



BULLSEYE POWDER COATING .com

Stronger and more resistant than paint, powder coating is also affordable and environmentally friendly.

Media Blast, Walnut, Baking soda, plastic and Powder Coating of any metal item.

- Ornamental iron work
 - Marine
 - Furniture
 - Automotive
 - Motorcycle
 - Industrial Equipment
 - Medical Equipment
- and just about any metal part you want to protect and beautify !

We also offer heat resistant Ceramic Coatings.
www.bullseyepowdercoating.com

305-278-2111

Fax 305-278-7659

14016 S.W. 140 ST. Miami, FL 33186



1955-57 Thunderbird RESTORATION PARTS



SUPPLYING CONCOURS-
QUALITY UPHOLSTERY,
PARTS AND ACCESSORIES
OVER 40 YEARS!

- ★ GREAT PRICES!
- ★ EXPERIENCED PARTS SPECIALISTS!
- ★ HUGE INVENTORY!



FREE
Parts &
Accessories
Catalog!

CALL TODAY!

(800) 854-0393



Larry's Thunderbird & Mustang Parts
1180 California Ave #B • Corona, CA 92881
Orders: (800) 854-0393 • Info: (951) 270-3223 • 24-Hour FAX: (951) 270-3224
FIND US ON THE WEB! www.larrystbird.com

Thunderbird Headquarters

COMPLETE 1955-1969 THUNDERBIRD PARTS WAREHOUSE



(800) 227-2174
(925) 825-9550
parts@tbirdhq.com
www.tbirdhq.com

WWW.TBIRDHQ.COM



YOUR CLASSIC THUNDERBIRD PARTS LEADER!



REAR LEAF SPRINGS

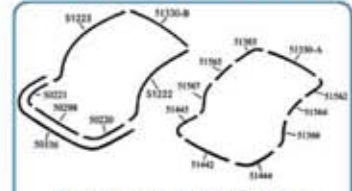
New reproduction leaf springs are the "Original Style" leaf spring. **Banded** - as original, with **cupped & rounded** leaf ends & **steel front bushing**. You cannot buy a better set of leaf springs anywhere!

5560-B 56/57 pr. 389.90



WINDSHIELD WIPER ARM CHROME BEZELS - PAIR

17514/15-R 55/57, RH & LH . . . 22.95



TOP WEATHERSTRIP KITS

We have been told that all of our hardtop & soft top weatherstrips are **"The Best Available"**. We carry both types of hardtop weatherstrips!

HARDTOP KITS

51500-AK 55/Early 56, 7 Pc. Kit . . . 394.95
51501-BK Late 56/57, 7 Pc. Kit . . . 394.95

SOFT TOP KIT

51502-CK 10 Pc. Kit 394.95



FRONT DISC BRAKE KIT

Give your T-Bird the stopping power it deserves! Everything you see is included in the kit, from rotors & calipers to bearings & seals, it's all there. With easy to follow instructions, you'll be back on the road with a superior braking system in no time.

2000-DBK 55/57 995.00



UPPER & LOWER BALL JOINT KIT

Upper & lower ball joint with original style washers & seals!

3051-K 55/57, New 194.95



15515-AR 15515-BR

CHROME BACKUP LAMP HOUSING

15515-AR 55, Stamped steel . . . 27.35
15515-BR 56/57, Die cast, with reflector 38.95



OIL FILTER ADAPTER KIT

Convert your "can type" filter to a "spin-on" type filter!

6882-K 55/57 29.95



REAR SPRING MAJOR OVERHAUL KIT

KIT INCLUDES:

- ✓ 2 - Rear shackle kit
- ✓ 2 - Front bushing bolt & nut
- ✓ 2 - Front bushing
- ✓ 4 - Spring mounting retainer
- ✓ 4 - Spring mounting insulator
- ✓ 12 or 16 - Anti-squeaks
- ✓ 2 - Center bolt & nut

5550-AKR 55 kit 139.95
5550-BKR 56/57 kit 124.95



OUTSIDE REAR VIEW MIRROR

We have a high quality reproduction of both types!

17696-AR 55, Screws attach from top & bottom . . . 39.95
17696-BR 56/57, Both screws attach from the top . . . 39.95



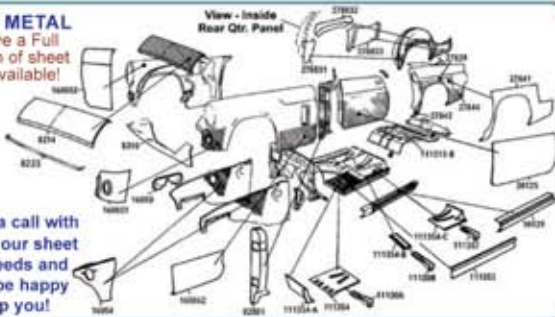
RUBBER TRUNK MAT

Our 1956 rubber trunk mat can be modified for use in a 1955 Thunderbird!

45455-R56 56, With hanging curtain . . . 109.95

SHEET METAL

We have a Full Selection of sheet metal available!



Give us a call with your all your sheet metal needs and we will be happy to help you!



It has the "Ring" As Original!

CORRECT RING

COWL MOUNT ANTENNA

We have a high quality reproduction antenna for your 1955-57 T-Bird! This cowl mount antenna has the "ring". **As Original**. Our kit includes antenna with plastic base & rubber pad.

18813-AR 55/57 kit 59.95



RADIATORS

We have 3 & 4 row core radiators available for your Thunderbird!

- HEAVY DUTY** - 4 ROW, STD. CORE WITH 1/2" TUBES ON 9/16" CENTER
- HIGH EFFICIENCY** - 4 ROW, HIGH EFFICIENCY CORE WITH 1/2" TUBES ON 3/8" CENTER
- OPTIMA** - 4 ROW, MAXIMUM EFFICIENCY CORE WITH 1/2" TUBES ON 5/16" CENTER

8005-STD 55/57, 3 row core . . . 345.00
8005-HD 55/57, Heavy Duty . . . 369.00
8005-HE 55/57, High Efficiency 443.75
8005-OPT 55/57, 'Optima' 525.00
8005-ALUM 55/57, Light weight & superior cooling 299.95



INSIDE REAR VIEW MIRROR

17700-R 55/57, Mirror & stem only 29.95
17702-R 55/57, Mounting Bracket 14.19

SERVICING ALL YOUR PARTS NEEDS FOR:

- ✓ 1955-1957 THUNDERBIRD
- ✓ 1948-1972 FORD TRUCK
- ✓ 1958-1966 THUNDERBIRD
- ✓ 1960-1972 GALAXIE
- ✓ 1949-1959 'BIG FORD' CAR
- ✓ 1962-1972 FAIRLANE
- ✓ 1949-1956 MERCURY CAR
- ✓ 1968-1971 TORINO

Order On-Line @ www.concoursparts.com

Concours Parts & ACCESSORIES
3655 ARROWHEAD DRIVE, CARSON CITY NEVADA 89706
(800) 722-0009



Some answers are from my own 50+ years old experience. Some are from someone else's experiences. Most of them are from different publications. **Felipe Cos**


Battery.

Q: WHERE CAN I GET BATTERIES FOR MY 56-57 BIRD?

A: You will be able to get batteries from any of the Bird's vendors, or you may buy them locally at various auto parts stores.

Those batteries are the large size batteries-you may ask for 29NF battery model in any brand.

This is the #1 sell by the Bird's vendors, looks like as the original one with individual vents. (Cost \$270.00)



The following are the ones that will fit in your birds: (Cost \$140.00-160.00)

REPLACEMENT LOOKS DIFFERENT BUT THEY WILL FIT

NAPA #7280 Model 29NF, CA 465, CCA 390.



EXIDE STANDARD PART #29NF-6, CA 450, CCA 390.



INTERSTATE MODEL 29NF-VHD, CA 525, CCA 420.



MOTORCRAFT MODEL BH-29NF, CCA420.



Some answers are from my own 50+ years old experience. Some are from someone else's experiences. Most of them are from different publications.

Felipe Cos

Air Conditioned, Steering, Fuel Injection, Power Steering.

Q: ARE THERE ANY BIRD'S SELLER THAT CAN INTEGRATE THE A/C VENTS IN THE BIRD?

A: Yes, CASCO can integrate the a/c vents into the dash. You will have to send them your dash, and they will do the job for you.

CASCO: www.classictbird.com

Jim or Bill Brown 740 622-8561

See photos below:



Q: IS THERE ANY SELLER THAT CAN INSTALL A MODERN STEERING IN THE BIRD?

A: Yes CASCO can do it for you- Rack & pinion, power steering, cruise control and tilt steering. For their information see previous question

See photos below:



CASCO'S Power steering reservoir



Q: ARE THERE ANY SELLERS THAT CAN INSTALL FUEL INJECTION IN THE BIRD'S ENGINE?

A: Yes, CASCO will do it- see their information on this page.



Some answers are from my own 50+ years old experience. Some are from someone else's experiences. Most of them are from different publications.

Felipe Cos

Carburetor.

Q: MY CARBURETOR IS FLOODING, HOW DO I FIX IT?

A: It could be because of two causes:

1. - If you have an electric fuel pump; probably it is sending too much gas pressure to the carburetor.

Use the electric pump just to prime the carburetor. Once it is primed, shut it off. If you use the electric pump all the time, install a pressure control equipment to control the pressure to 2 pounds (they cost approximately \$25.00 in any auto parts store).

2.- If the carburetor floods it off with the engine fuel pump, take the filter off, take the main screw that hold the filter off.

The following photos were taken in a double carburetor Bird, (E Bird) carburetors are almost identical except for linkage connections.



This photo is a regular carburetor in a one carburetor car.



Take off the 4 screw that hold the carburetor top (only 55 & 56).



When you take the top off, be careful not to break the gasket- use a small screwdriver to separate the gasket from the carburetor.



Take off the ignition coil wire from the coil [it is the wire that goes from the coil to the center of the distributor.

(Shown below in dark green color).



Crank the engine and check the lever of the gas inside the carburetor, it should be about 1/2 inches from the border (level adjustment will be explained at the end)

Continue next page

Some answers are from my own 50+ years old experience. Some are from someone else's experiences. Most of them are from different publications. **Felipe Cos**

CARBURETOR REPAIR Continue from previous page

If the gas continues flowing into the carburetor, you have to change the needle that opens and closes the flowing of gas.

Take off the screw shown on the photo (it holds the float in the carburetor). After you take it off the float will be loose- hold only by a little clip from the needle.



Photo shows the small clip attached to the needle (look in the same photo at the top, the needle without the clip and outside of the needle holder)



After you take the float off you will see a very soft float spring that pushes the float up. **Leave it there and don't take it off.**



On the previous photo you will see the needle holder almost touching the soft spring.

In the outside part of the carburetor you will see a cap that closes the hole of the needle holder-take it off.

Photo shows the needle holder (inside of carburetor)



After you take the cap off, you will see the needle holder head; take it off with a big screwdriver.



Replace a new needle holder; replace the cap cover well tied.

Install a new needle with the old clip; install the float reversing previous instructions. (Be sure the float spring top is in place inserted in the float small hole, and that the needle clip is inserted in the float.)

Crank the engine to check how is the gas level in the carburetor (you could do that with the electric pump)

If the level is O.K. place the top of the carburetor in place, be sure the two vertical tubing are inserted in place on the carburetor top, otherwise the four screws could not be tied.

Continue next page