



# Thunderbird NEWS

FEBRUARY 2014 VOLUME 16, #2

4000 MONSERRATE ST. CORAL GABLES, FL 33146 Proud Organizer of the Tropical Park Car Show & the Florida's 300 Mile Rally

2014



## Tropical Park CAR SHOW

ALL THE INFORMATION FOR THE INTERNATIONAL CONVENTION IS HERE

CTCI INTERNATIONAL CONVENTION

“60 YEARS OF KICKS - ON ROUTE 66”

JULY 1-6, 2014 - SPRINGFIELD/BRANSON, MO



“BEST OF SHOW”



# Restoring American History

**NPD**<sup>®</sup>  
**NATIONAL PARTS DEPOT**



- **Huge Inventory**
- **1-3 Day Delivery**
- **24-Hour Order Lines**
- **Show Winning Quality**

**FREE** Color Catalog  
Call 24 Hours  
**352-387-0021**  
**SHOP ON-LINE**

[www.nationalpartsdepot.com](http://www.nationalpartsdepot.com)



## Three Convenient Locations

**FLORIDA**

**800-874-7595**

Local 352-861-8700

Ocala, 900 SW 38th Ave.

**MICHIGAN**

**800-521-6104**

Local 734-397-4569

Canton, 2435 S. Haggerty Rd.

**N.CAROLINA**

**800-368-6451**

Local 704-331-0900

Charlotte, 7000 MacFarlane Blvd.





# editor's REPORT



**We had our monthly meeting** on Jan. 18th at my home, where we prepared all the material for the car show. We decided to contribute to the International Convention with a full page in their program.

**I want to congratulate Oscar Castro** for his big contribution to the car show with the website he made of our club. In addition to allowing, people to register, this will allow, in the future, members to pay their annual membership fees with by credit card.

**We have the following new members:** WOJTEK CYMER, JOE MACHADO, JOHN JONES, MARK DIENSTAG, JORGE AMARO, ALBERT JORGE, JUAN NAVARRO.

Their memberships can all be attributed to the website Oscar Castro created for our car show. THANKS OSCAR!

**March 12-16 will be RM Auction.** We will need drivers for the auction which will help our club to get \$3,000.00 or \$4,000.00. We use that money for our parties, BBQ, Holiday Party, Drive out, etc. WE NEED YOU!

**Our car show on January 26th was a success.** We had 195 cars, the largest car show in Dade County. Thanks to all the members that helped in the show. Special congratulations to Raul & Georgina Dominguez for their "Best Thunderbird". Please see photos inside.

## 2014 CTCI INTERNATIONAL CONVENTION

JULY 1ST TO 6TH . SPRINGFIELD, MO.

Don't miss this opportunity to see over 200 Classic Thunderbirds on display. Our Club is participating.

I will be flying non-stop Miami-St Louis on American Airlines and will subsequently be renting a large car for the 3 1/2 hour drive. If anyone is taking that flight and is interested in driving with me, please call me at 786-554-5200.

There are already 8 couples that have signed on.

Go to the CTCI website: [www://ctci.org](http://www://ctci.org) for more information.

You have to be a member of the CTCI!

**Felipe Cos**

## CLASSIC THUNDERBIRD CLUB OF SOUTH FLORIDA CTC CHAPTER #114 FEBRUARY 2014 VOLUME 16 NO.2

We will have our regular meeting of February at the Trattoria Pampered Restaurant in Miami Lakes at 7:30 pm on Wednesday Feb. 5th Look for his ad for address and phone.

### BOARD

**Ed Raabe** President  
954 383 8111  
eraabe@bellsouth.net

**Poppy Madden** Secretary  
954 566 0000  
wuzfuz7@aol.com

**Gary Stump** 1st Vice President  
786 525 5170  
grytbird@aol.com

**Felipe Cos** Treasurer  
786 554 5200  
filo4000@aol.com

**Daisy Hernandez** 2nd Vice President  
305 613 6775  
hrrn3120@bellsouth.com

**Peter Klein** Past President  
305 376 8578  
pcklein@bellsouth.net

### DIRECTORS

**George Bishopric** 954 761 1438  
georgemia@mac.com

**Mike McNeal** 954 786 8571  
tamcneal137@aol.com

**Connie Danluck** 305 206 9053  
conico@bellsouth.net

**Leo Saladino** 954 456 4887  
leolasharue@aol.com

**Norm Gabe** 305 895 3453  
norm@environmentalcontrol.com

**Bob Toney** 305 592 9782  
jtoney49@aol.com

**Ed Brown** 954 931 4542  
doubleliz@aol.com

**Oscar Castro** 305 467 8196  
oscar@mdsenet.com

**Felix Hernandez** 305 613 6775  
hrrn3120@bellsouth.com

**Ernie Saladino** 954 559 0068  
salamoney1317@gmail.com

**Paul Cotner** 305 323 6692  
pacersw@yahoo.com

**Grace Vazquez** 305 979 1065  
41buickspecial@gmail.com



George Bishopric Newsletter proofreading

4000 Monserrate St. Coral Gables, FL 33146

Phone 305 661-5170 Fax 305 661-5180 E-mail: [filo4000@aol.com](mailto:filo4000@aol.com)

[www.thunderbirdclub.us](http://www.thunderbirdclub.us)

### PAST PRESIDENTS

**Felipe Cos** 1999

**Ken Lemming** 2000

**Felix Hernandez** 2001

**Norm Gabe** 2002

**Andre Fournier** 2003-4

**Connie Danluck** 2005

**Ed Brown** 2006-07

**Connie Danluck** 2008

**Ed Brown** 2009

**Daisy Hernandez** 2010-2011

**Peter Klein** 2012-2013

This Newsletter may have some misspellings and mistakes, but it is written with my heart. I could write it without errors in Spanish, but only a handful of you would be able to read it. Please help me to make it even better.

Felipe Cos Founder & Editor

George Bishopric - Proofing

Photos by Felipe Cos

**Thunderbird  
news**

FEBRUARY 2014 VOLUME 16, #2

## THUNDERBIRD INFORMATION SUPER HIGHWAY:

Take note that we have changed our web page name, it is now **WWW.THUNDERBIRDCLUB.US** to get there don't look at it with a search engine, look at it only with [www.Thunderbirdclub.us](http://www.Thunderbirdclub.us)

**Our Club's web page:** \_\_\_\_\_ [www.thunderbirdclub.us](http://www.thunderbirdclub.us)  
2005 Thunderbird: \_\_\_\_\_ [www.fordautomobiles.com](http://www.fordautomobiles.com)  
Ford racing: \_\_\_\_\_ [www.fordacing.com](http://www.fordacing.com)  
Speedvision: \_\_\_\_\_ [www.speedvision.com](http://www.speedvision.com)  
CTCI's Home Page: \_\_\_\_\_ [www.ctci.org](http://www.ctci.org)  
Daytona's Turkey run: \_\_\_\_\_ [www.carshows.org](http://www.carshows.org)  
Metroplex EarlyBirds: \_\_\_\_\_ [www.geocities.com](http://www.geocities.com)  
Arizona Classic T-Bird Club: \_\_\_\_\_ [classic-thunderbird.org](http://classic-thunderbird.org)  
Santa Clara Valley T-Birds: \_\_\_\_\_ [www.tbird.org/scvt](http://www.tbird.org/scvt)  
Sierra Nevada Classic T-Bird: \_\_\_\_\_ [www.tbird.org/snctb](http://www.tbird.org/snctb)  
Connecticut Area Classic T-Bird: \_\_\_\_\_ [www.tbirdsofconn.com](http://www.tbirdsofconn.com)  
Chicagoland Thunderbirds: \_\_\_\_\_ [www.thunderbirds.org](http://www.thunderbirds.org)  
Potomac Classic T-bird: \_\_\_\_\_ [www.hydratech.com](http://www.hydratech.com)  
Old Cars \_\_\_\_\_ [www.greatoldcars.com](http://www.greatoldcars.com)  
Classic T-Bird Club of Chicagoland \_\_\_\_\_ [www.ctcc9.com](http://www.ctcc9.com)

### Annual rates for advertising in the newsletter

FULL PAGE _____	\$675.00
1/2 PAGE _____	\$375.00
1/4 PAGE _____	\$250.00
CARD SIZE (NON MEMBERS) _____	\$150.00
CARD SIZE (MEMBERS) _____	\$125.00

## HAPPY BIRTHDAY FOR FEBRUARY

<b>PHIL MARZO</b>	<b>1ST</b>
<b>MIKE MCNEAL</b>	<b>3TH</b>
<b>JOAN MARZO</b>	<b>5TH</b>
<b>ANITA BARAZ</b>	<b>6TH</b>
<b>SHARRON WRIGH</b>	<b>9TH</b>
<b>OSCAR CASTRO</b>	<b>10TH</b>
<b>BUNNY BELILACQUA</b>	<b>13TH</b>
<b>DEBBIE FERRETI</b>	<b>13TH</b>
<b>BOB TONEY</b>	<b>19TH</b>
<b>MARINA GONZALEZ</b>	<b>26TH</b>

If your name is missing, it is because you did not give it to us. Please send it now so we can congratulate you.

## CTCI NEWS

### DUES ARE DUE

\$35.00 MEMBERSHIP ARE DUE, PLEASE SEND YOUR CHECK TO THE CLASSIC THUNDERBIRD CLUB AT  
4000 MONSERRATE ST. CORAL GABLES, FL 33146

## INTERNET PAGE

**Have you seen our internet page?** We need to update it. Does anyone know how to do it? If you can update it call me. Our page is as follow:

### THUNDERBIRDCLUB.US

You may have your own individual email, mine is as follow: [FCOS@THUNDERBIRDCLUB.US](mailto:FCOS@THUNDERBIRDCLUB.US) If you want your own just send a note to me. Please follow the previous format in doing so. It is free, no charge. This is another advantage of your club. Any ideas for the page? This page doesn't cost the club a penny for yearly subscriptions, I'm doing it through my business company web.

Please call **Felipe** at (305) 661-5170

## NUMBERS TO KEEP

**The following are contact numbers and e-mail address you need to have on file:**

AACA Ft Lauderdale region-President Ted Plush 954-491-5765

VMCCA Sun Coast Chapter. President David Bobbitt 305 661-1340 [bobbitt@comcast.net](mailto:bobbitt@comcast.net)

Model A Club: Tom Zannis 305 281-9192  
Car show promoter: Russ Gagliano 954-560-5412 [merkivr@msn.com](mailto:merkivr@msn.com)

AACA Miami Region President Oscar Castro 305 467-8196 [www.aaca.org/southflorida](http://www.aaca.org/southflorida)

Car show promoter: Gerry Perez 786 344-4228 [gerrycarshow@bellsouth.com](mailto:gerrycarshow@bellsouth.com)

Magic Mustang. Frank Alonso 305 551-6077 [fadatec@aol.com](mailto:fadatec@aol.com)

Muscle Stangs of Miami Ayanidys Marante 305 321-0437



Truly great things  
tend to improve with age.

World Ford has been part of the  
South Florida community for over 40 years...  
and we're only getting better.



**GUS MACHADO**   
**OF KENDALL**

15551 South Dixie Hwy • KENDALL  
US 1 & Southwest 155th Street  
**305.238.9211**

**GUS MACHADO**   
**OF HIALEAH**

1200 West 49th Street  
Hialeah, Florida 33012  
**305.822.3211**

It's all about the price and the huge selection... and it always has been.

**We Fix it Right  
the First Time  
and Guarantee  
it for LIFE!**

**Brany Binker**

**ALL WORK RESTORED  
TO SHOWROOM  
CONDITION!**

From  
Minor Dents  
To Complete  
Collision  
Repair

Body & Paint Work  
from People  
You Know and Trust



**FREE ESTIMATES**

Two locations to serve you better:

**Original Location**  
3051 SW 38th Court  
Miami, FL 33146  
305-448-4100

**New West Kendall Location**  
12539 SW 128th Street  
Miami, FL 33186  
(Near Tamiami Airport)  
305-251-5133

**A AUTO**  
*tech*

COMPLETE PAINT & BODY SHOP







Robinson Enterprises  
1875 N. Leavitt Ave.  
Orange city, Fl 32763

Jane Toney  
V.P.

407-467-7092  
386-775-7796 Fax

**Hialeah plating shop**

**CHROME** Jose Hernandez  
**305-953-4143**  
**4335 e. 10 ave. Hialeah, FL 33013**

Hagerty Insurance is proud to support the

# Classic Thunderbird Club of S. Florida

## TOTAL PROTECTION



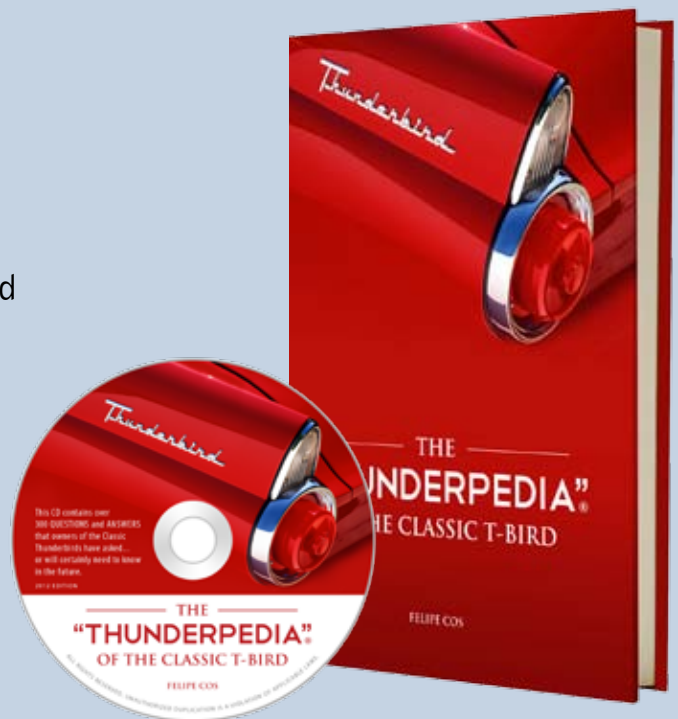
COLLECTOR CAR INSURANCE  
1-800-922-4050 | WWW.HAGERTY.COM

## NEW BOOK RELEASED

Felipe Cos introduced the "Thunderpedia of the Classic T-Bird" at the Memphis International Convention. It has over 300 questions and answers, 1,000 photos and over 130 pages, all related to how to fix our Classic Thunderbirds. There are no other books similar to this.

Price for Club members is \$25.00, or order DVD for \$20.00 (postage \$5.00)

Contact Felipe at [filo4000@aol.com](mailto:filo4000@aol.com)







**BULLSEYE & CLASSIC THUNDERBIRD CLUB OF SOUTH FLORIDA  
ARE PROUD TO INVITE YOU TO OUR**

# **14th YEAR OPEN CAR SHOW BACK TO**

# *Tropical Park*

**ALL CARS WELCOME**

**Thanks to everyone who brought their fantastic cars to our “Back to Tropical Park” show on Sunday!**

Scott rocked the house with his music mixes.

The weather was perfect and we had over 200 cars in attendance. Classics, Sports, Muscle, MOPAR..., Pony Cars, Hot Rods, Mods, Pick’em Ups, GM A Bodies, Vettes, Vipers, Cobras, Super Snakes, you name it and of course, over 2 dozen beautiful Thunderbirds from Phil’s “Chrome Cruiser” to Raul’s Red Classic ‘56, there was something for everyone! Thanks to the Kids who volunteered for Operation Ignite, Hagerty Insurance Company’s project to introduce Boys and Girls to our Hobby. Thanks to all of you who voted. Every winner was a “Peoples Choice” Special thanks to the Team who compiled your votes! Pictures from the show include, the Trophies , Hagerty Kids, Award Winners, the T-Bird Club Members hard at work, the award winning cars, including The Camaro Transformer Bumble Bee, Shelby Eleanor, Classic ‘56 Thunderbird and Jaguar among some other Special Interest cars like John Layzell’s 2013 Peking to Paris Rally VW. On behalf of our Club founder and Show organizer, Felipe Cos, we were very proud to provide a Super Show for everyone to enjoy.

See you next year! Ed Raabe





**Toney Drilling Supplies, Inc.**  
*•Environmental Well Supplies •Drill Rigs •Lab Equipment  
 •Drilling Tools •Drill Mod •Engineering, Soil and Concrete Equipment*



**ROBERT TONEY**  
President

14060 N.W. 19TH AVE. •MIAMI, FL 33054  
 (305) 685-2453 •(800) 432-6193 •FAX (305) 687-5231  
 e-mail: [www.toneydrilling.com](http://www.toneydrilling.com)

10% DISCOUNT DURING MAY FOR THUNDERBIRD MEMBERS

**EAGLE OVERHAULING, INC**  
 Serving since 1976  
 500 WEST 27th Street  
 Hialeah, Florida 33010

MVP94100566  
 Auto  
 Air Conditioning  
 Parts  
 Rebuilding  
 Compressors  
 Evaporators  
 And Drivers  
 Freeze Distributors




**Carlos A. Acosta**  
 Productions Manager  
 (305) 887-7349  
 Fax: (305) 884-7762

PROUD PRINTER OF THIS NEWSLETTER



**Minuteman Press of Doral**  
*The First & Last Step In Printing*

2818 N.W. 79th Avenue  
 Miami, Florida 33122  
 Tel: 305.477.2817 Fax: 305.594.9177  
[www.doralprinting.com](http://www.doralprinting.com)



**RUBEN COOLEN**  
 AREA MANAGER

9250 N.W. 58 ST.  
 MIAMI, FL. 33178  
 Tel: (305) 599-2629  
 Cell: (786) 256-5225

FOR THE NEAREST NAPA STORE  
 1-800-LET-NAPA  
[NAPAonline.com](http://NAPAonline.com)

**Environmental Control, Inc.**  
 Sunrise Sheet Metal, Inc.  
 916 NW 6th Ave  
 Fort Lauderdale, FL 33311  
[www.environmentalcontrol.com](http://www.environmentalcontrol.com)



954-764-0232 Broward  
 305-895-6696 Dade  
 954-764-0966 Fax

Mechanical Contractors Lic # CMC 014588  
 General Contractors Lic # CGC 06094  
 Professional Engineers Lic # EB 07542

**Norm Gabe**  
 President  
[norm@environmentalcontrol.com](mailto:norm@environmentalcontrol.com)


Providing air quality control wrk for our customers for over 30 years

**LEON MEDICAL CENTERS** 305.642.1662



**MEDICARE**

MIAMI • BIRD ROAD • WESTCHESTER  
 EAST HIALEAH • WEST HIALEAH



Drive Through Time with Peace of Mind

Proud to Support the Classic Thunderbird Club of South Florida

**J.C. Taylor**  
 Antique Automobile Insurance Agency  
 1-888-ANTIQU (1-888-268-4783)  
[www.jctaylor.com](http://www.jctaylor.com)

*Thunderbird Specialists*  
**CASCO**  
 SINCE 1968

REPRODUCING & MANUFACTURING PARTS FOR  
 1955-1957 THUNDERBIRDS SINCE 1969

Most orders shipped same day! Call for a free catalog

**CLASSIC AUTO SUPPLY**  
 795 HIGH STREET, COSHOCTON, OH 43812  
 orders 800-374-0914 . tech help 740-622-9700  
[www.classicbird.com](http://www.classicbird.com)

**HAGERTY** IS PROUD TO SUPPORT  
**THE CLASSIC THUNDERBIRD CLUB OF SOUTH FLORIDA**

GIVE US A CALL AT 800-922-4050 OR  
 LOG ON TO [WWW.HAGERTY.COM](http://WWW.HAGERTY.COM)

INSURANCE • ROADSIDE ASSISTANCE • HOBBY RESOURCES

**TRATTORIA PAMPERED CHEF**  
*Classic Italian Cuisine*



"Very Good" MIAMI HERALD  
 "A SOLID HIT" TRAVEL HOLIDAY,  
 GOOD VALUE DINING GUIDE  
 Catering • Parties • All Occasions  
**GABRIEL NASH**

7347 MIAMI LAKES DRIVE  
 MIAMI LAKES, FL 33014

TEL: (305) 825-8919  
 CELL: (786) 210-3539  
 FAX: (305) 825-8918





# Our Tropical Park Car Show









ALL THE INFORMATION FOR THE INTERNATIONAL CONVENTION IS HERE

# CTCI INTERNATIONAL CONVENTION "60 YEARS OF KICKS - ON ROUTE 66" JULY 1-6, 2014 - SPRINGFIELD/BRANSON, MO



January, 2014

Dear Member,

By now you've probably already heard that this year's Classic Thunderbird Club International Convention, **60 Years of Kicks on Route 66**, is going to be something special.

The convention features the 60th Anniversary of the introduction of our favorite Classic, an indoor Concours d'Elegance and a location right down the road from all that Branson, Missouri has to offer. The 2014 International is set to be a memorable event.

Situated on the world famous Route 66 and centrally located in Springfield, Missouri, USA, the location will provide easy access no matter where you're coming from or headed to...

So don't delay. Commit to "Get your Kicks on Route 66" with us this summer! Follow the Convention, Hotel, and Registration Information link at the left for all the Hotel and CTCI Event details.

Then you can begin planning your trip to Springfield on Google Maps or RoadTripper by following the links at the left. The RoadTripper website has a special area dedicated to Route 66 travel under the Guides selection of their website.

See you there!

## SUMMARY SCHEDULE OF EVENTS

<b>Wednesday, July 2nd</b>	<ul style="list-style-type: none"> <li>• Car Load In begins</li> <li>• CTCI All Members Meeting</li> <li>• Ask the Experts Seminar</li> <li>• Welcome Party</li> </ul>
----------------------------	--

<b>Thursday, July 3rd</b>	<ul style="list-style-type: none"> <li>• Continue Car Load In</li> <li>• Judges Training</li> <li>• Branson Showboat Belle</li> </ul>
---------------------------	---

<b>Friday, July 4th</b>	<ul style="list-style-type: none"> <li>• Concours d'Elegance</li> <li>• Branson Landing Shopping</li> <li>• Cruise in to "Cruisin USA"</li> <li>• FIreworks Display</li> </ul>
-------------------------	--

<b>Saturday, July 5th</b>	<ul style="list-style-type: none"> <li>• Swap Meet</li> <li>• Driving Tour to the Caverns</li> <li>• Awards Banquet</li> </ul>
---------------------------	--

### We Want Every Member Involved!

We hope everyone will attend this years Classic Thunderbird Club International Convention, but even if you can't please share your knowledge and experiences.

- What is your CTCI Chapter's schedule and route for getting to convention?
- Do you want to meet up with other members for the trip?
- Do you have a Route 66 travel story?
- What are the MUST SEE places along the way?
- Have you found a great website for travel information or trip planning?
- How about a funny story or picture about Route 66 or traveling to a CTCI convention?

You get the idea.

Each of you have great experiences and local knowledge that can make the trip more enjoyable for other CTCI members.

Don't wait ! Send as many of your experiences, pictures, references, links, etc. to [jgray@ctci.org](mailto:jgray@ctci.org) and we'll post them in a special area of the CTCI website.

I sincerely hope you're able to join your Classic Thunderbird Club friends this summer on our Route 66 journey.

If you can't make it in person, we'll miss you. But please share your travel knowledge and feel free to contact me with your ideas and input, or just to talk T-birds.

Wishing each of you and your families a healthy and prosperous New Year

Jack Gray

Managing Director  
Classic Thunderbird Club International



## CONVENTION CONTACTS

### REGISTRATION CHAIR

**Jerry Giesinger**

ggiesinger@bellsouth.net

901-854-9354

901-674-7502 (cell)

### CONCOURS CHAIR

**Sandra Hood**

clsmhood@sbcglobal.net

972-294-1946

214-697-5564 (cell)

### CONVENTION CO-CHAIR

**Geraldine Nuckels**

momnuckels@yahoo.com

972-234-1056

469-644-6264 (cell)

### CONVENTION CO-CHAIR

**Bob Young**

bobyoung@inbox.com

515-229-3870

### CTCI OFFICE

**Jennifer Parker**

CTCI2@msn.com

562-426-2709

562-426-7023 (FAX)

**Classic Thunderbird Club International**

**1308 E. 29th Street**

**Signal Hill, CA 90755-1842**

**jgray@ctci.org | (562) 426-2709**



### COURTESY OF GEORGE BISHOPRIC

The North American Auto Show is the biggest in the Americas, if not the world. How does an international show differ from the Miami show? New car introductions

at every corner, one-of-a-kind concept cars at every stand, sometimes more than a couple, and bright lights, vertiginous floor elevations, and noise to rival Miami's most outrageous clubs. The sensory experience is dazzling. Of course, given the 10F temperatures outside, sensory inputs were best confined to the overheated disco staging inside the Cobo Center.

Our friends at Ford have been busy! On stage, framed by a perfect '65 Mustang and the 1962 Mustang concept car, was the 2015 Mustang. Yes, I have seen it, and its impressive. The roof and rear of the car are much sleeker, while the front is more "retro" Over-all, the car seems designed to appeal more to Mustang traditionalists and possible Camaro defectors than to anyone who was contemplating a Hyundai Genesis or a Nissan Z.

Some of the improvements can't be seen, especially the independent rear suspension, or the 400lbs of liposuction. The 2015 Mustang is far more evolutionary than revolutionary. If the handling and quality are not vastly better, I'll think this was the right car.....for 2011, but if improved enough, it's a solid addition to the Mustang legend.

The brand-spanking new all-aluminum F-150 was sitting there, and attracting tons of attention. Perhaps I should say 1,300lbs, because with the change to aluminum alloy, the truck weighs 700lbs less than the model it replaces. The ability to build in aluminum is the one benefit that



Porsche 911 Targa



Mercedes 600 Coupe



F-150



*Thunderbird*



Ford retained from its ownership of Jaguar. It's a very striking in a "brutally handsome" kind of way. That's been the direction of truck styling, of late, and I suspect the stylists wanted to convey that, as there are some fears that buyers may be frightened of buying a car made of recycled beer cans. I think it's brilliant, and it might be a reason to buy Ford stock.

Need more reason for cheer on a grey 16F day? Behold the Lincoln MKC! A very well styled car, and the "wings" grille finally looks great on a Lincoln. This car will bring lots of new customers into Lincoln dealers, in a way that the MKZ has not. (That said, it seems the MKZ is more and more visible of late.....) Now, with a really good rear-drive independent rear on the Mustang, couldn't that same platform stretch a bit to work with a large rear wheel drive luxury sedan? "Black Car" drivers miss their Town Cars.

Over on the GM side of the world, Cadillac showed the stunning "Elmiraj" show car, which is rumored to prefigure the 2016 top-of-the-fleet Caddy. I hope so. The handsome ATS Coupe was there (again, why not a Mustang-based MK IX? The MK VII worked out pretty well!) along with the coming plug-in hybrid, which somehow looked better than it did in Miami. There is no truth to the rumor that gymnastic events at the Summer Olympics will include getting in and out of the back seats of this coupe. GM has utterly abandoned rear seating and rear vision in two door vehicles.



Lincoln MKC




Cadillac's Elmiraj show car



Chrysler 200





Chrysler had the new 200 Sedan which finally is a contender. The interior may be "best in class," at least on the premium models. Very upscale, and I suspect this trim was developed for European sales of Chryslers and Lancias. Of note is the vanishing gear selector level, replaced by a large rotating switch, a trend Lincoln started with push buttons on the MKZ. Shades of Edsels and Desotos.

That about covers the hometown guys. Enjoy the pics.

## Classic Thunderbird Club of South Florida DRIVERS NEEDED

We will be the major drivers for RM Auction which provide our club with money to sponsor our free programs for the year. We need every member of our club to participate. Invite your friends, neighbors, family and business associate to help our club.

Wednesday March 12, 2014 time: 10-5pm  
 Thursday March 13, 2014 time: 10-5pm  
 Friday March 14, 2014 time: 11-9pm (11-4; 4-9pm)  
 Saturday March 15-2014 time: 10-9pm (10-4; 4-9pm)  
 Sunday March 16, 2014 time: 10-9pm (10-4; 4-9pm)  
 (Minimum of 5 hours) Saturday and Sunday night important

### Location:

FT.LAUDERDALE/BROWARDCOUNTY  
 CONVENTION CENTER  
 1950 Eisenhower Blvd. Ft. Lauderdale

Our club will participate in the money based on the number of hours our members drive.

LUNCH and DINNER VOUCHERS AND T-SHIRTS  
 WILL BE PROVIDED. FREE PARKING

### Contact:

Peter Klein  
 305-794-2774

## From The Thunerbird Grill CELERY SEED SALAD DRESSING

From the Spring Mill State Park Inn in Indiana  
 Submitted by Ruth Wagley

### ONE PINT

1 Tbsp Minced Onion  
 1 tsp Salt  
 1 tsp Celery Seed  
 2/3 cups Sugar  
 1 tsp Paprika  
 1/3 cup Catsup



### ORIGINAL RECIPE (3 TO 3-1/2 CUPS)

Make some to share  
 1 small Minced Onion  
 1 Tbsp Salt  
 1 Tbsp Celery Seed  
 2 cups Sugar  
 1 Tbsp Paprika  
 1 cup Catsup

Mix together well with electric mixer. Add alternately vinegar and oil -- For One-Pint add 1/3 Cup vinegar, alternately with 1 cup Vegetable Oil -- For Original Recipe, add 1 cup Vinegar alternately with 3 cups Salad Oil. Pour into jars or bottles. Store in refrigerator for a few days to blend flavors.

If desired, you may want to add one or two cloves Garlic after pouring into bottles.

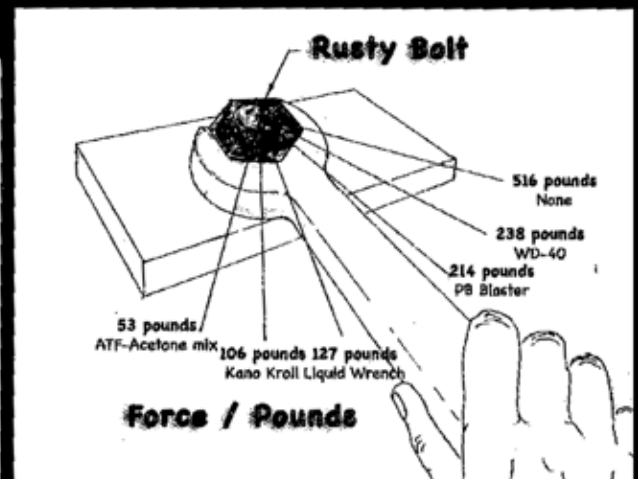
## DID YOU KNOW THAT WD-40 IS NOT THE BEST? LOOK WHO IS THE BEST AND THE CHEAPEST

### Rust Relief

A scientific test of penetrating oils from Machinist's Workshop magazine, where bolts were rusted artificially and equally, revealed the amount of torque needed to remove the nuts. Here are the results, with price per ounce:

None / 516 foot pounds /  
 WD-40 / 238 foot pounds / \$0.25  
 PB Blaster / 214 foot pounds / \$0.35  
 Liquid Wrench / 127 foot pounds / \$0.21  
 Kano Kroil / 106 foot pounds / \$0.75  
 ATF-Acetone mix / 53 foot pounds / \$0.10

ATF (automatic transmission fluid) with Acetone is usually mixed at 50/50. Hope this helps with your rust relief!





# The Perfect Finish

20% OFF  
WITH THIS ADD



## BULLSEYE POWDER COATING .com

Stronger and more resistant than paint, powder coating is also affordable and environmentally friendly.

Media Blast, Walnut, Baking soda, plastic and Powder Coating of any metal item.

- Ornamental iron work
  - Marine
  - Furniture
  - Automotive
  - Motorcycle
  - Industrial Equipment
  - Medical Equipment
- and just about any metal part you want to protect and beautify !

We also offer heat resistant Ceramic Coatings.  
[www.bullseyepowdercoating.com](http://www.bullseyepowdercoating.com)

**305-278-2111**

Fax 305-278-7659

14016 S.W. 140 ST. Miami, FL 33186



# 1955-57 Thunderbird RESTORATION PARTS



SUPPLYING CONCOURS-  
QUALITY UPHOLSTERY,  
PARTS AND ACCESSORIES  
OVER 40 YEARS!

- ★ GREAT PRICES!
- ★ EXPERIENCED PARTS SPECIALISTS!
- ★ HUGE INVENTORY!



FREE  
Parts &  
Accessories  
Catalog!

CALL TODAY!

**(800) 854-0393**



Larry's Thunderbird & Mustang Parts  
1180 California Ave #B • Corona, CA 92881  
Orders: (800) 854-0393 • Info: (951) 270-3223 • 24-Hour FAX: (951) 270-3224  
**FIND US ON THE WEB! [www.larrystbird.com](http://www.larrystbird.com)**

# Thunderbird Headquarters

COMPLETE 1955-1969 THUNDERBIRD PARTS WAREHOUSE



**(800) 227-2174**  
**(925) 825-9550**  
**parts@tbirdhq.com**  
**www.tbirdhq.com**

**WWW.TBIRDHQ.COM**





# YOUR CLASSIC THUNDERBIRD PARTS LEADER!



## REAR LEAF SPRINGS

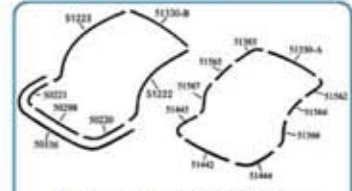
New reproduction leaf springs are the "Original Style" leaf spring. **Banded** - as original, with **cupped & rounded** leaf ends & **steel front bushing**. You cannot buy a better set of leaf springs anywhere!

5560-B 56/57 ..... pr. 389.90



## WINDSHIELD WIPER ARM CHROME BEZELS - PAIR

17514/15-R 55/57, RH & LH . . . 22.95



## TOP WEATHERSTRIP KITS

We have been told that all of our hardtop & soft top weatherstrips are **"The Best Available"**. We carry both types of hardtop weatherstrips!

### HARDTOP KITS

51500-AK 55/Early 56, 7 Pc. Kit . . . 394.95  
51501-BK Late 56/57, 7 Pc. Kit . . . 394.95

### SOFT TOP KIT

51502-CK 10 Pc. Kit . . . . . 394.95



## FRONT DISC BRAKE KIT

Give your T-Bird the stopping power it deserves! Everything you see is included in the kit, from rotors & calipers to bearings & seals, it's all there. With easy to follow instructions, you'll be back on the road with a superior braking system in no time.

2000-DBK 55/57 ..... 995.00



## UPPER & LOWER BALL JOINT KIT

Upper & lower ball joint with original style washers & seals!

3051-K 55/57, New ..... 194.95



15515-AR 15515-BR

## CHROME BACKUP LAMP HOUSING

15515-AR 55, Stamped steel . . . 27.35  
15515-BR 56/57, Die cast, with reflector . . . . . 38.95



## OIL FILTER ADAPTER KIT

Convert your "can type" filter to a "spin-on" type filter!

6882-K 55/57 ..... 29.95



## REAR SPRING MAJOR OVERHAUL KIT

### KIT INCLUDES:

- ✓ 2 - Rear shackle kit
- ✓ 2 - Front bushing bolt & nut
- ✓ 2 - Front bushing
- ✓ 4 - Spring mounting retainer
- ✓ 4 - Spring mounting insulator
- ✓ 12 or 16 - Anti-squeaks
- ✓ 2 - Center bolt & nut

5550-AKR 55 ..... kit 139.95  
5550-BKR 56/57 ..... kit 124.95



## OUTSIDE REAR VIEW MIRROR

We have a high quality reproduction of both types!

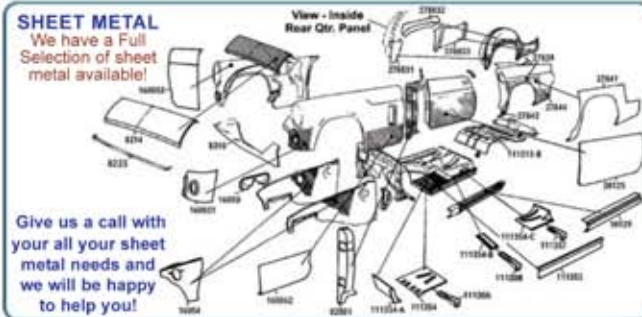
17696-AR 55, Screws attach from top & bottom . . . 39.95  
17696-BR 56/57, Both screws attach from the top . . . 39.95



## RUBBER TRUNK MAT

Our 1956 rubber trunk mat can be modified for use in a 1955 Thunderbird!

45455-R56 56, With hanging curtain . . . 109.95



## SHEET METAL

We have a Full Selection of sheet metal available!

Give us a call with your all your sheet metal needs and we will be happy to help you!



It has the "Ring" As Original!

### CORRECT RING

## COWL MOUNT ANTENNA

We have a high quality reproduction antenna for your 1955-57 T-Bird! This cowl mount antenna has the "ring". As Original. Our kit includes antenna with plastic base & rubber pad.

18813-AR 55/57 ..... kit 59.95



## RADIATORS

We have 3 & 4 row core radiators available for your Thunderbird!

- HEAVY DUTY - 4 ROW, STD. CORE WITH 1/2" TUBES ON 9/16" CENTER
- HIGH EFFICIENCY - 4 ROW, HIGH EFFICIENCY CORE WITH 1/2" TUBES ON 3/8" CENTER
- OPTIMA - 4 ROW, MAXIMUM EFFICIENCY CORE WITH 1/2" TUBES ON 5/16" CENTER

8005-STD 55/57, 3 row core . . . 345.00  
8005-HD 55/57, Heavy Duty . . . 369.00  
8005-HE 55/57, High Efficiency 443.75  
8005-OPT 55/57, 'Optima' . . . . . 525.00  
8005-ALUM 55/57, Light weight & superior cooling . . . . . 299.95



## INSIDE REAR VIEW MIRROR

17700-R 55/57, Mirror & stem only 29.95  
17702-R 55/57, Mounting Bracket 14.19

## SERVICING ALL YOUR PARTS NEEDS FOR:

- ✓ 1955-1957 THUNDERBIRD
- ✓ 1948-1972 FORD TRUCK
- ✓ 1958-1966 THUNDERBIRD
- ✓ 1960-1972 GALAXIE
- ✓ 1949-1959 'BIG FORD' CAR
- ✓ 1962-1972 FAIRLANE
- ✓ 1949-1956 MERCURY CAR
- ✓ 1968-1971 TORINO

Order On-Line @ [www.concoursparts.com](http://www.concoursparts.com)

**Concours Parts & ACCESSORIES**  
3655 ARROWHEAD DRIVE, CARSON CITY NEVADA 89706  
**(800) 722-0009**







# YPSILANTI AUTOMOTIVE HERITAGE MUSEUM

YPSILANTI, MICHIGAN

COURTESY OF ED RAABE

Located in a small revival district of Ypsilanti, The Ypsilanti Automotive Heritage Museum is a "blast from the past"!

Never have I seen so many Kaisers, Frazers and Henry J s in one place. Frazers were built not too far away at the old Willow Run Bomber Factory that Joseph Frazer bought after WW II.

Back in 1954 The Kaiser Manhattan featured a 140hp Supercharged engine! (see sidebar)

There will be a few pictures of these "Spectacular" cars among the following. "Dutch" Darrin was the designer who penned the Kaiser line and he created some wild designs. What about the Darrin fiberglass body sports car with those "pocket doors"! Kaiser even had a "small Car, The Henry J which was half a decade ahead of its time!

Since the Museum was once a Dealership and Service Center, much of the original "charm" of a neighborhood dealer still exists here.

While I was there they were sorting out thousands of original Kaiser and Frazer parts from the Parts Loft.

We were told a story about Mario Andretti's visit there. He was especially interested in The Hudson, since he raced them early in his career. They happily obliged his request to "start the engine"

Please enjoy the photos from our visit and some of Tucker Kaiser-Frazer and Hudson History!

We had a terrific time, Ed and Arlene Raabe



**Kaiser Product Facts**

**Sales PROMOTER**

Published by the Advertising and Marketing Department

WOL. 1, NO. 1      Willys Motors, Inc., Kaiser-Willys Sales Division

**FEATURES OF THE GREAT NEW Kaiser Supercharged "Power-On-Demand" Engine**

How many of you really know the difference between the '54 Kaiser's new "Power-on-Demand" Engine—featured in the '54 Kaiser Manhattan—and the engine in the 1953 Kaiser?

To say that the difference is simply the addition of a supercharger is completely incorrect.

Actually, the '54 "Power-on-Demand" Engine is a new, redesigned engine, developed by Kaiser and McCulloch, Willys Corporation engineers, working together on the most modern application of super-charging. It is the result of hundreds of hours of laboratory and dynamometer tests, plus thousands of miles of road and field tests.

**Some of the Important Changes from 1953**

1. A new aluminum, steel reinforced crankshaft with increased fuel pump capacity and revolutionary new "pressure equalizer". The supercharger actually creates its own atmospheric pressure, regardless of changes of altitude or air density.
2. A new three-valve overhead fuel pump, largest on any production car, which assures efficient combustion and prevents against "lean-burn".
3. A new "breakable" type air cleaner, leading fresher and cooler air from outside, rather than stale ground air from under the hood.
4. New "full-recess" treatment on the top compression piston ring, eliminating any possibility of oil leakage.
5. New positive rotating exhaust valves with constant cooling action, eliminating possibility of stalling or burning.
6. New "tilt-down" intake valve with exceptional cooling characteristic.
7. New, larger cap on No. 1 main bearing providing greater bearing strength throughout and lowering noise, longer engine life.
8. The Kaiser super-charged engine develops up to 140 h.p. at 2800 r.p.m., and up to 215 pounds of torque at 2000 r.p.m.

Every dealer, salesman and service man should become completely familiar with all these changes. They are the biggest proof that the '54 "Power-on-Demand" Engine is not simply the Kaiser engine with the addition of a supercharger, but a new engine in itself—one engine that is unique and different from any compression engine—the only production passenger car engine factory equipped and factory engineered for supercharging.



The collection of the Ypsilanti Automotive Heritage Museum includes 30 vintage automobiles with a historical connection to Ypsilanti. A 1933 Hudson Terraplane K Series Coach is the oldest in the collection up through a 1991 Chevrolet Caprice Police vehicle manufactured at Willow Run.

The crown jewel of the collection is #92, a 1952 Hudson Hornet NASCAR

champion driven by Herb Thomas. Thomas drove this Hornet to his second National Championship in 1953. All together, Thomas and his Hornets won 43 NASCAR races.

### Ask the kids:

Herb Thomas's story provides the inspiration for the 2006 Pixar film CARS.

## MILLER MOTORS

Carl L. Miller opened the Hudson Sales and Service franchise in 1927 as an automobile dealership and repair shop. After the American Motors merger in 1955, the dealership was renamed Miller Motors, and added Rambler to the product line.

Until 1958, when the Hudson line was discontinued, the dealership sold 1,969 new vehicles, including Hudsons, Essexes, Terraplanes, Ramblers and Metropolitans. Since 1958, Miller Motors has continued operations providing service and parts to Hudson collectors across America.



In 1995, owner Jack Miller collaborated with Paul "Skip" Ungrodt, Jr and Peter B. Fletcher to open the Ypsilanti Automotive Heritage Museum. The museum incorporates Miller Motors and has been steadily growing through gifts and acquisitions.



**Like his automobile collection, Jack Miller preserved the dealership's authentic condition over the past 80 years.**

The Miller Motors collection consists of advertising, service, repair, and promotional items that were essential to the automobile business of that era. This unparalleled collection enhances the trip through automotive history. The museum remains an authentic experience of a post-war service and sales business.

Miller Motors has also retained all records going back to 1927. These records are permanently displayed and archived for future generations and ongoing research.





# TRUCKER



**Ypsilanti was home to Preston Tucker, whose family owned the Ypsilanti Machine and Tool Company**

Prior to heading the company Tucker had been involved in automobile sales and administration and auto racing with the famed front-wheel drive race car designer and builder Harry Miller and also served as a Lincoln Park, Michigan motorcycle policeman.

Tucker's lust for speed and innovation led to the creation during 1946 of the TUCKER 48, a rear engine car with safety features as a "Crash Compartment" and "Pop Out Windshield" and a "Center Headlight" which turned when the vehicle turned. Lack of raw materials after World War II and enough money to fund the company resulted in only fifty-one Tucker's being manufactured. Today forty-seven remain valued at close to a million dollars each.



Preston Tucker's home which is located about four blocks from the museum and has been restored serves as a photo opportunity and a drive-by. On week-ends, sometimes visitors are lucky and get to meet John Tucker, grandson of Preston Tucker, here at the museum when his job permits it. Early work on the Tucker prototype was done here in Ypsilanti and production on the fifty-one cars manufactured was done in a plant in Chicago.



*Tucker Family Home*











## CLASSIC THUNDERBIRD CLUB OF SOUTH FLORIDA

---

January 18th, 2014 at Trattoria Pampered Chef, Miami Lakes

BY DAISY HERNANDEZ

### MINUTES OF MEETING

Meeting was called to order by our New President, Ed Raabe at 9:45 am at Felipe and Christy Cos' house.

Felipe introduced Mark Dienstag, his wife Ydania and son Jordan, as our new members. Everyone present introduced themselves and welcomed them into our club.

The President explained that the purpose of today's meeting was to go over the agenda for our car show January 26th back at Tropical Park. Felipe gave everyone their task for that day. It was decided if motorcycles show up to the car show we would charge them \$10 to enter the show.

A discussion was held about members that do not participate in any of our fundraisers or attend any of our monthly meetings, but yet attend all of our free events. President moved the item to be discussed at our next meeting.

Past President Peter Klein spoke about the next fundraiser, driving cars for RM Auction starting on March 12th through 16th. He will be sending out an e-mail with the information. Mike said that he has some "chocks" for the drivers so that they can use it when the cars start rolling back. Peter brought up the issue of the Club shirts, telling us they will be ordered immediately.

The meeting was adjourned and we stuffed the "Goodie Bags" for the Club sponsored show.



Some answers are from my own 50+ years old experience. Some are from someone else's experiences. Most of them are from different publications.

Felipe Cos

## Iddle Arm, Springs, Fuel Pump.

**Q: THE IDDLE ARM CAME LOOSE. WHY DID IT COME LOOSE?**

**A:** It probably came loose because the bushing is no longer good; I recommend buying the bushing kit and replacing it. Look for parts #3356-PK for the cars with power steering (about \$18.00) and for part #3356-SK for the cars with manual steering (about \$12.00).



**Q: WHY ARE MOST OF THE BIRDS NOT LEVEL?**

**A:** After 55+ years, the front and rear springs have lost flexibility and the car does not keep the level they should have (see page #14-29).

To change the front springs, go to a mechanic. It is a dangerous job because the springs have to be compressed in order to be installed (part #3010K, approximately \$150.00).

To change the rear springs, (if you are handy you can probably do it yourself) buy part 5560-A for the '55 and 5560-B for the '55-'56. They are approximately \$200.00 for the original type, and \$150.00 for the replacement one.



**Q: WHERE CAN I GET THE FUEL PUMP REPAIR KIT?**

**A:** As far as I know they are not in the market anymore. I recommend that if you find one, buy it. A new fuel pump will cost approximately \$110.00. (Part # 9348K)





Some answers are from my own 50+ years old experience. Some are from someone else's experiences. Most of them are from different publications.

Felipe Cos

## Electric Fuel Pump.

**Q: COULD YOU SHOW ME WHERE TO INSTALL AN ELECTRIC FUEL PUMP?**

**A:** Turn the steering wheel all the way to the right. Behind the left wheel you will see a plate (shield front fender splash, about 7" x 20") attached to the inner fender. Take it off.



You will see two lines that come from the rear of the car. The thinner one is the brake line, the thicker one is the fuel line. You will have to cut the thicker one.



Using a tubing cutter, cut the appropriate tubing depending on the electric fuel pump you are using.

Before you cut the tube line, prepare the electric fuel pump with the connecting rubber hoses. Rubber hoses should get into the tube at least 2" in both sides. Tie all the clamps. Connect the ground line of the pump to one of the 3 screws that hold the plate (you will do that after all the electrical connections are done).

Connect a wire from the positive of the pump to the inside of the car switch. You may do so passing the wire through the rubber seal of the steering wheel.

Make a hole to install the switch under the dash (see photo).



Connect a wire from the pump switch to the battery positive pole [+] or if you prefer to any other positive wire that that only has power when the key is turned on.

There are also some other places to install the electric fuel pump, like the sides of the driver side frame where the two tubing run, but my preference is the one shown before (because no one will see the pump).



Some answers are from my own 50+ years old experience. Some are from someone else's experiences. Most of them are from different publications.

Felipe Cos

## Electric Hard Top Hoist.

**Q: COULD YOU PROVIDE MORE DETAIL FOR QUESTIONS 23A & 23B?**

**A:** See details below:

I just made another new hard top power lifter for a friend; expenses as of June/2012 were as follow:

Aluminum bar _____	16.00
Hook with screws _____	4.00
2 Lash straps [2 each] \$6.00 each _____	12.00*
Straps mounting hooks (4) _____	9.00**
Harbor Freight Lifter motor _____	99.00
Total _____	\$140.00

The 1" aluminum bar and the hook was bought at a regular hardware store, the straps\* and the mounting hook\*\* was bought at Pep boys.

\*Two boxes of Highland #92313, (lashing straps 12' long and 1" wide with two straps each).

\*\*Four 1.5" wide Karrite #92007 mounting hooks.

\*\*\*Harbor Freight lifter motor.

Take the aluminum bar, cut it at 48" long, with a drill made a hole in the center big enough to place the hook.


Take the Karrite small hooks and place one in each of the four lash straps.

Lash straps should be adjusted to 30" long in the front and 31" long in the back (measuring the Karrite hook)

(Mark the front straps with an F, and the back straps with a B. [So you won't confuse them when you placed on the hard top for lifting). Lash straps could be adjusted to have the top level.

Made a 7" mark from both ends of the aluminum bar. Place two straps in each side of the previous marks in each side of the aluminum bar, (one F and one B).

Take some tape and wrap it over the four straps in the aluminum bar, the idea is that they will be always in the same 7" position. If they slides, top will be uneven.



When you place the straps hooks in the hard top, the hooks should be placed in front of the hard top's clamps (front & rear). See photo below:



If the top is not level you should adjust it, see pages 23.

### NEEDED PARTS



Continue next page



Some answers are from my own 50+ years old experience. Some are from someone else's experiences. Most of them are from different publications. **Felipe Cos**

**HARD TOP HOIST, ENGINE & TRANSMISSION MOUNTS, DISC BRAKES, RADIATOR, RADIATOR RECOVERY**

Photos from previous question



It is recommended that you place some duct tape around the straps and the bar to be sure the straps don't slide to the sides.



**Q: COULD I INSTALL DISC BRAKES IN MY BIRD?**

**A:** Yes, look in the Bird's vendors and you will see prices and instruction. Prices are approximately \$1,200.00.



**Q: IS THERE A BETTER RADIATOR THAT I CAN INSTALL IN MY BIRD?**

**A:** Yes, there is a new 4 row aluminum radiator for approximately \$500.00. It is available in most T-Birds vendors

**Q: WHERE CAN A GET A RADIATOR RECOVERY CONTAINER?**

**A:** Most T-Birds vendors has it, as well as local parts store.

